



Evidence-based tools and guidance
for delivering effective programs

PLANNING & MANAGEMENT

ACADEMICS & ENRICHMENT

STAFFING & PROFESSIONAL DEVELOPMENT

SITE CLIMATE

STUDENT RECRUITMENT & ATTENDANCE

summerlearningtoolkit.org



SAMPLE: BOSTON SUMMER PROGRAM DATA DASHBOARD

For information on the importance of reporting program quality data and ideas for using reports effectively, review [Boston Summer Program Data Dashboard Guidance](#).

This sample data dashboard is used to share and compare measures of program quality at each of the sites in the 5th Quarter of Summer Learning (formerly the Boston Summer Learning Project). This dashboard integrates several measurement tools to provide a snapshot of program quality, enabling program providers to identify strengths and weaknesses and pursue continuous improvement in a standard process.



Welcome to the Online PRISM!

Summary Reports



e.g., printer-friendly SAYO-T report

Reports by Skills




e.g., critical thinking

Reports by Tools



e.g., program quality



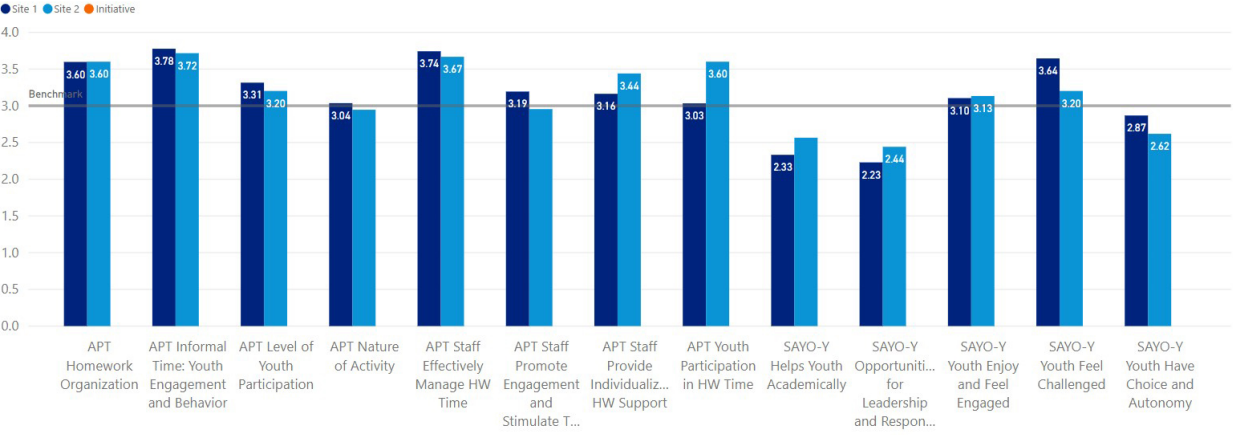
Engagement in Activities & Learning

Site 1 Filters Site: All Time Period: SchoolYear 2019-2020 Season: All

Site 2 Filters Site: All Time Period: Summer 2019 Season: All

Initiative Filters Initiative: None *Initiative-related data is for **School 2019-20**
 For more info, please see the user guide by clicking the ? icon in the upper right

* SAVO-Y Data will appear only under the season 'Fall'. If your site had multiple APT observations within a school year, filter for the appropriate season





Engagement in Activities & Learning



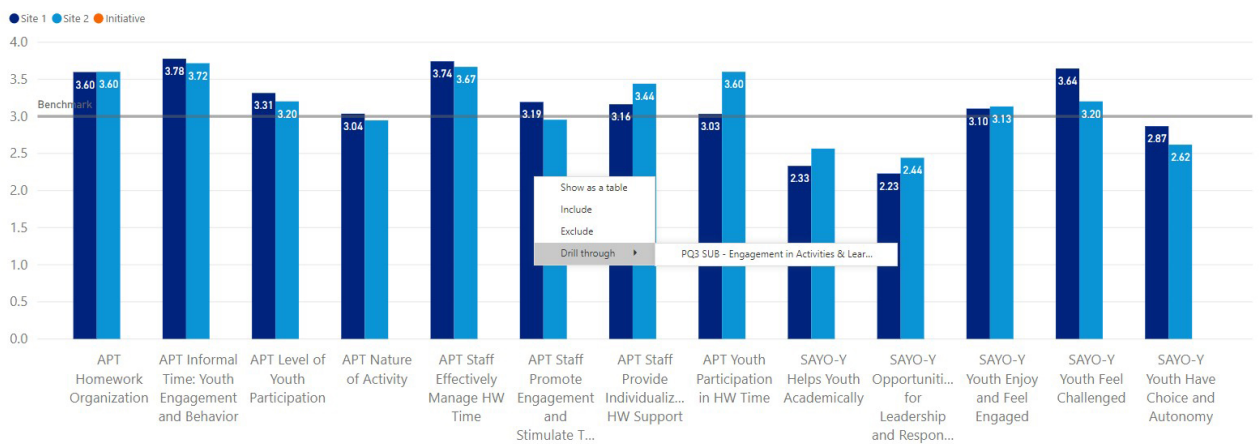
Site 1 Filters Site: All Time Period: SchoolYear-2020 Season: All

Site 2 Filters Site: All Time Period: Summer 2019 Season: All

Initiative Filters Initiative: None *Initiative-related data is for **School 2019-20**
For more info, please see the user guide by clicking the ? icon in the upper right

* SAVO-Y Data will appear only under the season 'Fall'. If your site had multiple APT observations within a school year, filter for the appropriate season

Drillthrough details



Show as a table

Include

Exclude

Drill through

PQ3 SUB - Engagement in Activities & Lear...



Engagement in Activities & Learning

(Blank)

Site 1 Filters Site: All Time Period: SchoolYear 2019-2020 Season: All

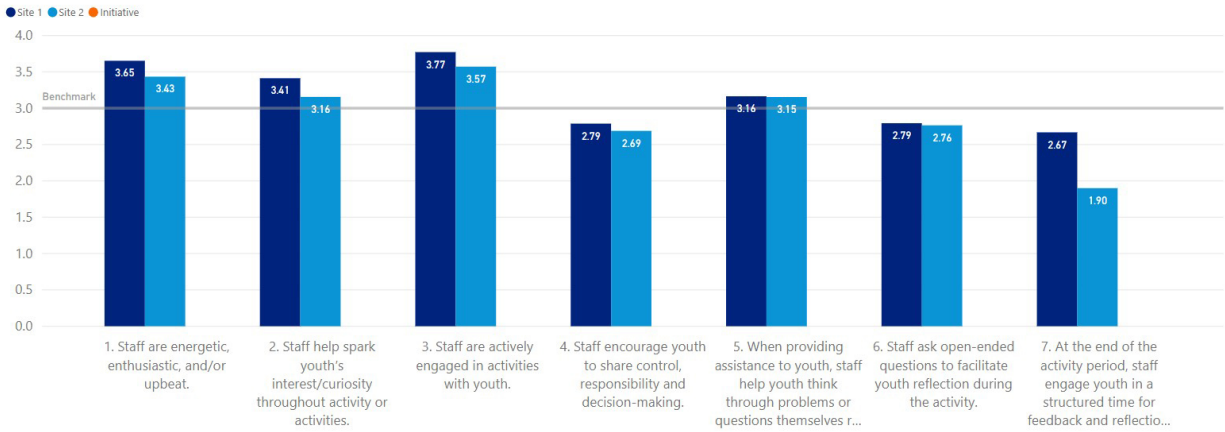
Site 2 Filters Site: All Time Period: Summer 2019 Season: All

Initiative Filters Initiative: None

*Initiative-related data is for **School 2019-20**
For more info, please see the user guide by clicking the ? icon in the upper right

* SAYO-Y Data will appear only under the season 'Fall'. If your site had multiple APT observations within a school year, filter for the appropriate season

Drillthrough details



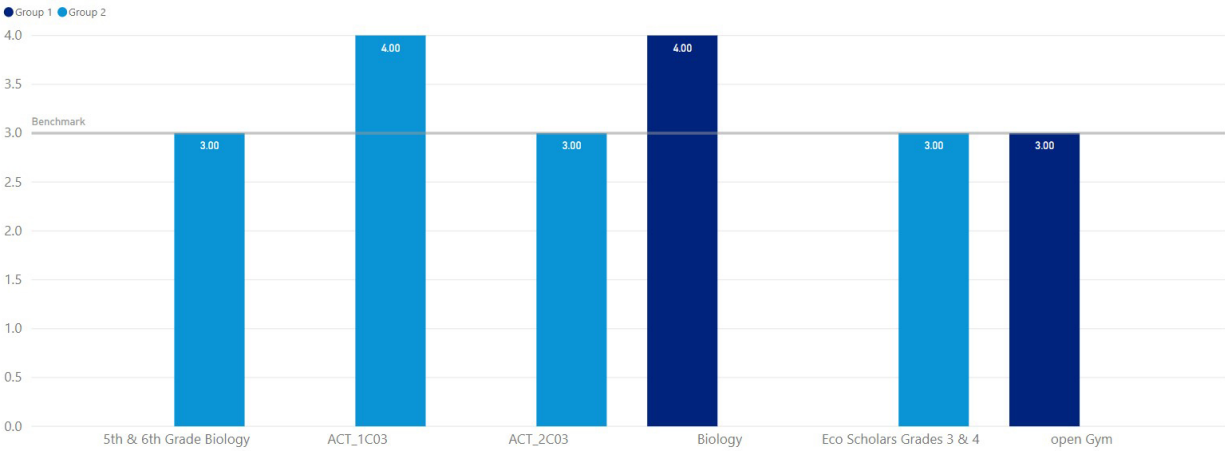
Filters

Engagement in Activities & Learning

Site 1 Filters Site [] Time Period SchoolYear 2019-2020 Season All

Site 2 Filters Site [] Time Period SchoolYear 2018-2019 Season All

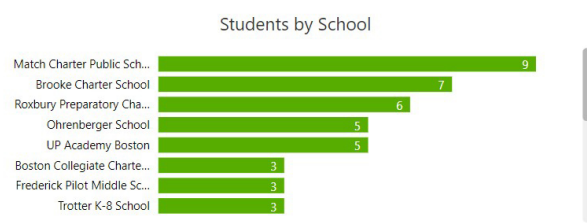
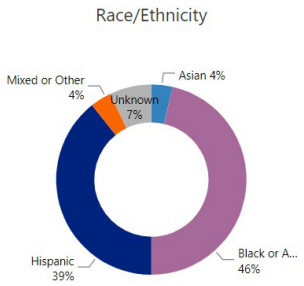
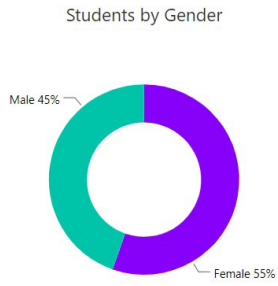
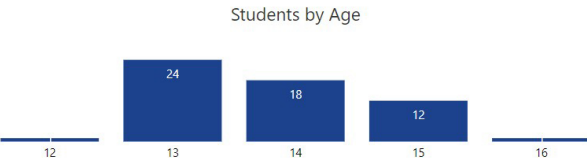
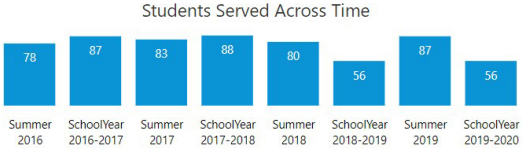
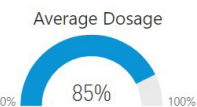
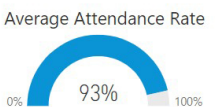
* SAVO-Y Data will appear only under the season 'Fall'. If your site had multiple APT observations within a school year, filter for the appropriate season




Demographics and Attendance Summary

Site: [Dropdown] Time Period: SchoolYear 2019-2020

Students Served
56
Sites Served
1





PRISM