

**Building on what we learn**


THE SCHEDULE OF RELEASING THE FINDINGS.

How to  
implement  
high-quality  
summer  
programs


2016

Impact of  
two summers  
of district  
programsImpact of  
one summer  
on school-  
year grades,  
attendance  
and state tests

2015

Impact of  
one summer  
of district  
program on  
fall tests—  
*Ready for Fall?*  
released

2014

*Getting to Work  
on Summer  
Learning*  
released

2013

**Next Steps**

The analysis described here, based on the second report from the study, is just one piece of a larger set of evidence that will emerge over the next two years. The next report will explore whether teachers and students are able to sustain—or improve on—the benefits of the 2013 summer learning programs during the following school year. A fourth report will assess the outcomes of two years of voluntary summer programming. Finally, we will publish a fifth report focused on research-based strategies for designing and implementing summer programs. Together, these findings will enhance our understanding about how to design and implement summer learning programs, what kind of outcomes to expect from these programs, and whether district investment in these programs is cost-effective.

**FIRST OUTCOMES FROM THE NATIONAL****Summer  
Learning  
Study**

**M**any students lose knowledge and skills over the long summer break, and research suggests that low-income students fall further behind over the summer than their higher-income peers. Voluntary summer learning programs may provide an opportunity to stem summer learning loss and give struggling students additional learning opportunities. The overarching question addressed in this research is whether voluntary summer learning programs offered by school districts to large numbers of urban, low-income students can benefit students.

[www.rand.org](http://www.rand.org)

## HEADQUARTERS CAMPUS

1776 Main Street  
P.O. Box 2138  
Santa Monica, California  
90407-2138  
TEL 310.393.0411  
FAX 310.393.4818  
© RAND 2015

This brief describes work done in RAND Education documented in *Ready for Fall? Near-Term Effects of Voluntary Summer Learning Programs on Low-Income Students' Learning Opportunities and Outcomes*, by Jennifer Sloan McCombs, John F. Pane, Catherine H. Augustine, Heather L. Schwartz, Paco Martorell, and Laura Zakaras, RR-815-WF (available at [www.rand.org/t/RR815](http://www.rand.org/t/RR815)), 2014. To view this brief online, visit [www.rand.org/t/RB9819](http://www.rand.org/t/RB9819). The RAND Corporation is a research organization that develops solutions to public policy challenges to help make communities throughout the world safer and more secure, healthier and more prosperous. RAND is nonprofit, nonpartisan, and committed to the public interest. RAND's publications do not necessarily reflect the opinions of its research clients and sponsors.

RAND® is a registered trademark.

Limited Print and Electronic Distribution Rights:

This document and trademark(s) contained herein are protected by law. This representation of RAND intellectual property is provided for noncommercial use only. Unauthorized posting of this publication online is prohibited. Permission is given to duplicate this document for personal use only, as long as it is unaltered and complete. Permission is required from RAND to reproduce, or reuse in another form, any of our research documents for commercial use. For information on reprint and linking permissions, please visit [www.rand.org/pubs/permissions.html](http://www.rand.org/pubs/permissions.html).

RB-9819-WF (2015)

Cover photo and p.3 boy: Christopher Futcher/iStock; p.3 girl: DigitalVision/Thinkstock; icons: Anatolij Babij/iStock



**The Wallace Foundation is funding a five-year demonstration project** in five urban school districts in Boston, Dallas, Duval County (Florida), Pittsburgh, and Rochester (New York). These districts have been pioneers in offering full-day voluntary programs for five to six weeks free of charge to large numbers of struggling elementary students, not just those facing grade

**The programs had a significant positive effect on students' mathematics achievement when compared to students in the control group.**

retention. The districts all provide at least three hours of academic instruction in math and reading by certified teachers, along with a range of enrichment activities, many of which are provided by community-based organizations that partner with the district. The districts vary in their approach to programming—for example, how they manage their sites, when in the summer they offer the program, and the specific curricula used in both academic and enrichment offerings.

In a series of reports, RAND researchers will describe whether such programs benefit low-income elementary students and what program features are associated with good outcomes. The first results, presented in *Ready for Fall? Near-Term Effects of Voluntary Summer Learning Programs on Low-Income Students' Learning*

*Opportunities and Outcomes* and summarized here, are based on a randomized controlled trial that includes more than 5,000 students in five districts. These near-term findings describe the effects of the 2013 summer programs in the autumn after the programs ended.

## Early Outcomes

We found that there was strong demand for these programs among low-income children and their families, and that these programs appeared to provide opportunities that these children would not have had otherwise.


The programs had a significant positive effect on students' mathematics achievement when compared to students in the control group. The average effect size across the five school districts was 11 percent of a standard deviation. This number reflects the spread in scores between the treatment group and the control group, and not the growth in learning from the beginning of the summer to the end in either group. The effect is reasonably large for a five-to-six-week program. To set it in context, the average growth in mathematics achievement between the spring of third grade and the spring of fourth grade is about 52 percent of a standard deviation.

The researchers found no similar effect for reading skills: The difference was just 1 percent of a standard deviation, which was not statistically significant. This finding is somewhat surprising, given the improvements in math, but one explanation may be that it is more difficult to improve reading comprehension skills in a short program.

Students in the program also showed no difference in social-emotional competencies between the treatment group and the control group. Although some district leaders hypothesized that their programs might have a positive effect in this area, only one district explicitly designed a program with this outcome in mind, and while it did have a higher effect size than the other districts, the estimate was not statistically significant.

## Five factors that may help improve outcomes

Another focus of the study is how to best implement programs of this kind. This analysis examined a number of program features to see if they were related to positive student outcomes. Of seven factors examined, **five had a statistically significant association with mathematics or reading outcomes.**



## These findings suggest districts should

- plan programs that run five to six weeks
- schedule 60–90 minutes of mathematics per day
- hire effective, qualified teachers
- maintain positive student behavior.